



The Wisconsin Early Mustangers

"A FEW TO PRESERVE THE BEST"

THE FEEDBAG

From the Pres.

November 2, 1991

Sorry I missed the October meeting. Sounds like it was a good one. For sure, we'll make the November election meeting. Also, don't forget that we hold our yearly planning/board meeting at 7:00 PM before our regular meeting that night.

Looks like we have a good selection of potential officers from which to choose. Make sure that if you're not at the meeting, you get your absentee ballot in before the meeting. A ballot will be included with each newsletter. You can also prepare your ballot and bring it with you to the meeting. No excuses for not having a vote!

Seems as though Fall got here too fast. I hate to think of the Black 'Stang going into hibernation for another winter. We really had a good time with many of you this summer. Participation was up overall for most events this year. Especially the annual Door County OTR. We are looking forward to another good year in 1992.


I'm down to the final eight hours of work on the Work 'stang. Trouble is, getting that eight hours. The only items remaining are to hook up the fuel pump wiring/safety circuits and the charging system. We are using a Kenney Bell Ram air kit in conjunction with the stock '91 mass air flow sensor. This thing won't be the fastest on the road, but it should have one mean low and mid range.

This should be the second last cover letter that I write. In a way I'll miss doing it. (after 12 years) You can bet that now we might get a few more tech. articles out of me.

Anyway, stay warm Mustangers. See you the 25th. As always "keep on 'stangin'".

Dick Doria

FROM YOUR EDITOR



I feel very confident after our last meeting that we will ultimately have a new board of club officers that will continue to carry on the traditions of our organization. We need the support of our entire club to show support by voting for the candidates of choice. To allow all members to vote a ballot can be found in this newsletter. Please exercise your right as a member and submit your ballot to club headquarters. If you plan to attend the November election meeting you can obtain a ballot there as well. I

would like to wish all the nominees the best of luck in the upcoming election. I also would like to offer my support and assistance to the newly elected officials. Good Luck!

The November meeting will be a very important one. Besides our election of officers we will hold our annual calendar planning session prior to our regular meeting. If you are unable to attend the meeting please send in your ballot and suggestions for events you would like to see added to the 1992 calendar. Unfortunately,

I will be out of town for this meeting and will not be in attendance.

Our annual club bowling party has now been finalized. The date for this event is February 9, 1992. The cost of Bowling will remain at \$8.00 per person. The place will be the same as the past years, Classic Lanes Oak Creek. There will be an official sign up sheet in next months newsletter.

Until Next Month
Fraternally Yours
Bob Zimmermann



WELCOME NEW MEMBERS

The Wisconsin Early Mustangers would like to give a warm welcome to new members:

#344 Larry Merritt	Milwaukee, WI	'73 Convertible
#345 George & Doris Meade	Glendale, WI	'66 Convertible

MINUTES FROM MEETING OF OCTOBER 28, 1991

- * The meeting was called to order at 7:32 PM by vice-president Zimmermann
- * The secretary report was given.
- * Dick Doria will put on a gambling seminar. Date Jan 18th.
- * John Mauritz will procure information for a winter getaway to a gambling Casino at Shawno WI.
- * Bob Z has locked in a date for the annual bowling party. February 9, 1992.
- * The annual club dinner will be held on February 29th at the Rafters.
- * Our members will be given details for the Drive America outing, sponsored by Ford, at our next meeting.
- * Members were reminded that their annual club membership is up for renewal on Jan 1st. There will be a coupon in the newsletter to accommodate this. The dues remain at \$15.00. They were asked to be prompt with their payment.
- * Nominations for club officers took place. Nominees are: President Scott Moen. Vice-President Fritz Dowe and Jeanette Roycraft. Secretary Tammy Lauresdorf and Mary Jo Miller. Treasurer Sharon Doria.
- * It was announced that a ballot will be placed in the newsletter to allow members, unable to attend the November meeting, to vote
- * A planning session will take place before the November meeting. The purpose is to set up the 1992 activities calendar. All members are welcome to attend. If you can't attend please call in your suggestions for outings you would like to see added for next year.
- * The meeting was adjourned at 8:00 pm.

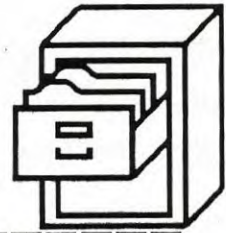
SPECIAL REMINDER

A PLANNING SESSION FOR NEXT YEARS EVENTS WILL TAKE PLACE AT 7:00. THIS WILL PRECEDE OUR REGULAR CLUB MEETING IN NOVEMBER.

ELECTION OF CLUB OFFICERS WILL TAKE PLACE AT OUR REGULAR NOVEMBER MEETING.



CLASSIFIED



FOR SALE: 1973 Mustang Convertible. Saddle Bronze With white interior & top. 302 with auto transmission. 1,100 original miles. This car was parked in a barn by the original owner. Asking \$15,000.

CALL FRANK
708-544-0916

FOR SALE: 1965 Mustang convertible. Red exterior, white pony interior. New white power top. 200 CID engine recently rebuilt. Auto trans. Power steering and brakes. California car. Asking \$11,500 but will consider lesser offer before winter storage.

CALL BOB
414-789-8910 WORK
414-628-1535 HOME

FOR SALE: 1989 HO 302 Factory headers. Good shape. Asking \$60..

CALL DICK
414-761-2267

FOR SALE: 1967 Mustang Coupe (red). 289 Automatic. California car. No rust, very clean. Asking \$7500.

CALL JEFF
414-425-0280

FOR SALE: Mustang 2 Cobra plus extra Coupe and Hatchback bodies. (4) 302 engines. Numerous other parts. \$1995 for the works.

CALL 377-6704

FOR SALE: Late model parts..(4) 220/55/390VR TRX tires and rims 85% tire left \$225, Front air dam with attaching pieces fits '79 Pace Car, Cobra, '82 GT \$100.. Premium sound system AM/FM cassette with power booster \$55.. '79 console \$35. '79 Pace Car factory sun roof glass panel and gasket, and hardware \$65 Late model rear window slats \$50. Doors with glass and trim panels from '79 Pace Car \$125. '79 Pace Car leather steering wheel \$35. '68 GT 390 heads \$75/pr.

CALL RON BEFORE 2 PM
549-1838 OR 548-0017

FOR SALE: 1968 Ford GT Torino 302. All original except for paint. Appraised at Hydrick Ford for \$7500. Rare car.

CALL STAN OR KAREN
414-835-4410

FOR SALE: 1969 Mustang coupe.302 with auto trans.... 1971 Mach 1 351C 3 speed... 1972 coupe. 351C automatic trans and factory air... 1971 Ford Torino sportsroof 351C automatic trans and factory air. 1968 Buick GS California car. All cars need some restoration, but all cars are from California. I have some body parts and glass as well.

CALL FRANK
414-263-7892

FOR SALE: 1967 Mustang Coupe. 70,000 miles. Driven only in the summer for pleasure. Must see it to appreciate it. Fully restored with all metal. Selling only because of lack of time to devote to it. Equipped with 289, factory air. Asking \$3100.

CALL DEBBIE
414-224-2643 (DAYS)
414-873-2993 (EVENINGS)

FOR SALE: Boss 302/351/429 Engines & Heads. 429CJ short block std bore \$850. 428CJ parts: '68 ram air flapper tray and rubber \$225. Clutch fan \$175. Oil cooler adapter & radiator \$150 ea. Distributor \$175. P.I. Intake \$325. Smog pump w/pulley \$175. Chrome valve covers \$50. Edelbrook intake \$150. Chrome air cleaner lid \$75. Loaded with NOS for all Ford engines. Some Shelby parts as well.


CALL DOUG
708-448-6782

WANTED: 1969-73 Mustang Convertible with air conditioning. Must be in good original or excellent restored condition.

CALL FRANK
708-544-0916

WANTED: 429 Anything
CALL DOUG
708-448-6782

SEND YOUR AD TO BOB ZIMMERMANN 2307 W CARRINGTON AVE. OAK CREEK WI 53154



How To **REPAIR MUSTANG DOOR HINGES**

*Slam the door
on your
hinge problems*

by Donald Farr

Door hinges, those creaking, popping and annoying hunks of metal that keep your Mustang's door attached to the car, are possibly the most tolerated pieces of equipment found on the Ford Mustang. You know them by their springs that jump out of place and their spine-tingling "Pop!" that accompanies every door closing, mainly on the driver's side. You even lift up the door so it'll latch properly.


But you don't have to. Replacing a door hinge (or hinges) is a basic bolt-in operation, requiring only a few hand tools and an extra helping hand. Many do-it-yourself Mustangers cringe at the thought of removing the door, and then realigning it later, but the actual removal/installation process is amazingly simple and the realignment steps require only a bit of patience.

When Pete Geisler, owner of Pete's Lacquer Shop in Orlando, invited

MUSTANG MONTHLY to participate in a door hinge replacement on his 1968 hardtop, we jumped at the chance to witness the operation first-hand. Pete made it look easy, completing the job in less than an hour.

Many lower door hinge headaches are caused by the hinge spring; in '65-'66 Mustangs, the coiled spring will actually jump out of the hinge. "Replacing the spring alone will not always prevent a future reoccurrence", says Pete. "In most cases, the hinge will have to be replaced for a permanent fix".

Mustangs use 2 hinges for each door, but the lower one supports most of the door weight and is usually the culprit when a problem arises. Pete replaced only the lower hinge in his Mustang, but the upper hinge, if required, can be replaced at the same time.



1

1 - Check the condition of your hinges by having a helper wiggle the door. Worn hinges will wobble, and should be replaced.

2 - The First Generation Mustangs used 4 different door hinges for each of the body style eras: '65-66, '67-68, '69-70, '71-73. Pete's '68 has a newer-type rod spring when compared to the older '65-66 coil spring.


3 - For appearance and rust prevention, the replacement hinge should be painted before installation. Pete sands the hinge lightly with sandpaper, then applies a thin coat of primer before spraying the paint. Some hinges are coated with a protective substance which must be removed with a solvent before sanding. Paint the hinge the same color as the car exterior.

4 - Five to six bolts attach the door to the hinge, depending upon the model year. Support the door's weight with a floor jack or blocks and have your helper steady the door. Unbolt the door and store it in a safe location.

5 - Each hinge fastens to the door post with 3 bolts. The lower hinge usually wears out before the upper.

6 - A small ratchet makes the bolt removal easy. Earlier '65-66s require a 9/16" socket; later years need a 1/2".


7 - At the factory, the hinges were installed before the car was painted, so a sealant was applied to prevent water from getting behind the hinge and creating Mustang enemy Number 1 -rust.



3



4




5



6




7




8

8 - A certain amount of rust will have formed behind the hinge anyway, and should be scraped off along with the old sealant.




9

9 - Spraying some grease onto the hinge area will help prevent further rust and also lubricate the hinge for easier door adjustment.



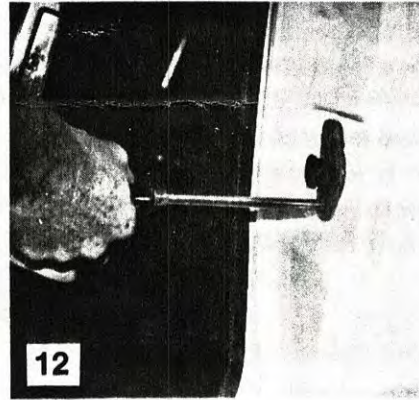
10

10 - The hinges actually bolt to a movable plate within the door post. Position the plate with a Phillips screwdriver or ice pick. Occasionally, the plate will slip out of its brackets and fall into the door post. In that case, the kick panel can be removed to retrieve the plate.




11

11 - Position the new hinge into place and reinstall the bolts. Don't tighten the bolts completely. Recaulk around the hinge with 3M 8531 Heavy Drip-Check Sealer. If you're just replacing one hinge, loosen the other in preparation for the door adjustment. Before reinstalling the door, tape the edges of the front fender and door to prevent nicks in the paint. With your helper supporting the weight, bolt the door to the hinges.




12

12 - Pete removes the striker plate before beginning the door adjustment. That way, he can check the door-to-body clearances without latching the door and altering the door position.



13

13 - Patience is an asset when adjusting doors. Some will fit the first time, others require more trial and error. With the hinges still loose, estimate the door position and tighten the bolts. Close the door slowly and inspect the fit. If you're off, loosen the hinge bolts and reposition the door. Keep trying until the door fits properly. If you really want to get specific, your shop manual includes exact door gap specifications. Once you get the correct adjustment, tighten the bolts and reinstall the striker plate.



TAKE A BREAK

ON THE EXPRESSWAY

W	S	U	T	M	R	U	T	S	E	G	D	I	R	B
O	T	N	R	E	K	I	H	H	C	T	I	H	U	L
N	H	D	U	R	S	H	U	S	N	G	I	S	N	E
S	G	E	C	G	N	O	I	S	Y	W	E	R	I	N
Y	I	R	K	E	G	O	M	S	W	S	T	E	A	N
A	L	P	S	G	U	A	R	D	C	D	V	T	R	U
W	I	A	T	N	E	D	I	C	C	A	W	A	E	T
S	X	S	N	B	I	E	U	C	N	O	R	W	D	E
S	A	S	T	E	I	M	W	S	Y	R	T	S	L	T
E	T	O	L	L	S	R	E	K	R	A	M	S	U	E
R	I	A	E	N	T	E	R	S	I	A	G	S	O	R
P	E	X	I	T	R	A	F	F	I	C	S	A	H	C
X	Y	A	W	H	G	I	H	G	I	E	W	P	S	N
E	R	A	L	L	P	P	W	W	P	I	E	U	O	O
D	W	S	I	E	F	A	E	L	R	E	V	O	L	C



Pardon, Your Slip Is Showing.

From an Opelika-Auburn, Ala., *News* report: "A country-music festival drew only small crows to northeast Alabama."

Item in *This Month*, a calendar of events at Portland State University: "Slide lecture: Carl Sagan on 'The Origins of Life in the University' ..."

In a Trenton, N.J., *Times* baseball article: "Kent Hrbek muscled a grand salami in the sixth ..."

Report in *The Times of India*, Bangalore: "Mr. N will be remembered, especially by the rural messes."

From an article in the Anderson, Ind., *Bulletin*: "The business wants to expand to provide a photo-developing service with a dive-through window."


In a Chattanooga, Tenn., *News-Free Press* review of a radio show: "The program is a bland of performance and features."

- | | | |
|-----------|---------|------------|
| ACCIDENT | BEAMS | BRIDGES |
| BUSES | CARS | CLOVERLEAF |
| CONCRETE | COPS | DRAINS |
| ENTER | EXIT | EXPRESSWAY |
| GUARD | HIGHWAY | HITCHHIKER |
| ICY | LANES | LIGHTS |
| MARKERS | MERGE | NOISY |
| PASS | PILLAR | RAIN |
| ROAD | RUTS | SEMI |
| SHOULDER | SIGNS | SMOG |
| SNOW | TAXI | TOLLS |
| TRAFFIC | TUCKS | TUNNEL |
| UNDERPASS | VANS | WATER |



The Feedbag

Publication of The Wisconsin Early Mustangers



THE FEED BAG

NEWSLETTER OF THE WISCONSIN EARLY MUSTANGERS

"A Few To Preserve The Best"

OFFICERS

President	DICK DORIA	761-2267
Vice President	BOB ZIMMERMANN	761-2007
Secretary	MARY JO MILLER	282-7049
Treasurer	SHARON DORIA	761-2267

BOARD MEMBERS

Chairman	DICK DORIA	761-2267
Show	SCOTT MOEN	646-3926
Ways & Means	SAL LORINO	961-7390
Activities (Trip)	DICK COYLE	691-3821
Picnic	LISA HOUSEY	UNLISTED
Special Events	DAVE YAHN	744-4352
Communications	DICK DORIA	761-2267
Technical Regional	PETER VOSS	529-2299
Technical National	MARK LIEN	461-9544

CLUB ACCESSORIES:

CAPS (Blue, Black and Red)	\$ 5.00
SHIRTS — Golf Style With Logo (S,M,L,XL)	\$12.00
*WINDOW DECALS	\$ 1.00
*STICKERS	3 For \$ 1.00
*JACKET PATCHES — Swiss Embroidered	\$ 2.00 or 3 For \$ 5.00

*Post Paid Other Items Available As Produced

Send Check or Money Order To: **THE WISCONSIN EARLY MUSTANGERS**
2511 West Carrington Avenue
Oak Creek, Wisconsin 53154

The Headway



MARK'S
AUTO BODY
 "QUALITY IS OUR REPUTATION"
 Specializing In The Complete Restoration Of 1964 1/2-1968 Mustang Convertibles
 NEW • USED • REPRODUCTION PARTS
 7202 West Appleton Ave., Milwaukee, WI 53216
 414-454-5500

PETE'S AUTO BODY
 PETE YOSS, PROPRIETOR
 HIGH QUALITY BODY & PAINT WORK
 ALSO SPECIALIZING IN MUSTANG RESTORATION
 W125 9861 A, North Cape Road
 Hales Corners, WI, 53130
 "THE MUSTANG SHOP"
 (414) 529-2299



Engine & Machine Inc.
 Milwaukee
 PHONE 321 - 6260
 PAT EVANS
 GENERAL MANAGER
 7905 W. LINCOLN AVE.
 MILWAUKEE, WIS. 53219

DICK DORIA
performance engineering
 SPECIALIZING IN PRODUCTS
 2511 W CARRINGTON AVE
 OAK CREEK, WISC 53154
 761-2267

DIAL 744-1907
 HOWELL AVE. 4325 S.
 WHOLESALE & RETAIL
 INSURANCE CLAIMS - FREE ESTIMATES
 SIMULATED VINYL & CONVERTIBLE TOP SPECIALISTS - SUNROOF
 AUTOMOTIVE CARPETING - INSTALLED ON SO-IT-YOURSELF KIT
 COMPLETE AUTO UPHOLSTERY SERVICE
 CLASSIC AUTO TRIM
 "SINCE 1945"
SEAT COVER CO., INC.
 MILWAUKEE, WIS. 53219

THE WISCONSIN EARLY MUSTANGERS
 2511 WEST CARRINGTON AVENUE
 OAK CREEK, WISCONSIN 53154



FIRST CLASS MAIL

RICHARD DORIA 1
 2511 W CARRINGTON AVE
 OAK CREEK, WI 53154