


WISCONSIN
EARLY



PRESERVATION

RESTORATION

ENJOYMENT



MUSTANGERS

" A Few to Preserve the Best "

From the Prez :

March 28, 1994

There is nothing like the feeling of pulling a car out of storage and driving it for the first time. I couldn't resist the temptation any more. I put the insurance back on the Convertible and took it for a spin on Saturday. Boy it was great to hear the engine turn over, and start. Now comes the fun part, prepping it for this years shows. I've been gathering some NOS parts that it needs to put it back in top condition. Now all I have to do is put them on. I can't wait for the shows to start.

Speaking of the shows, we will be doing a run up to Loyal Ford in New Holstein, WI for their car show on Sunday April 24th. I would like to get a group of cars to go up there together. We will be meeting at the Park and Ride on Watertown Plank Rd. and Hwy 45 at 6:30 in the morning. If you would like to go please give me a call at 567-2622 so I can get you an entry form and put you on the list. The show will feature the Mustang and there are special items for the people who enter a Mustang. All makes of Fords are welcome also.

Just a reminder to those of you that may be attending the 30th Anniversary Show in Charlotte or the Mustang Show in Indianapolis the weekend of April 17th, we would appreciate any photographs and short articles on these events to publish in the news letter. Anything would be greatly appreciated.

I have been keeping my eye out for any new information on Mustang Collectibles, but not much has surfaced. The new Ford Motorsport SVO catalog features some very nice items as well as offering some items on the new Pacecar. The Pacecar items are offered in a separate catalog that can be requested through Ford Motorsport at 1-800-444-4503. Get it while you can.

Well I've got to run. Too many things going on at one time. I don't know if I will make it to the 17th or not. Until next time..... Keep on Stangin !

FROM YOUR EDITOR



GOODIE GOODIE

Our annual show is rapidly approaching. We are on the homestretch. We also can use your help in procuring goodies for our goodie bag. Historically we have put together a bag for the first 200 people who enter our show. This year things for the bag are rolling in slow. Please contact some of the local merchants you deal with and ask if they would supply us with items for the bag. Examples of needed items would be pens, pencils, key chains, hand cleaner, rulers etc. Please bring anything you can procure to our April club meeting or contact me if you have an item but are unable to attend the meeting. We need your help. We could also use vendor donations to assist in offsetting the cost of our trophies. If you know of any vendor who is willing to help inform them that their business will receive

recognition at our show and in our newsletter.

CLASSIFIED ANYONE??

Just another reminder that our club members are entitled to advertise in our monthly newsletter. There is no cost for this service and advertising is not restricted to automobiles or car parts. The only request is that you send your ad to Bob Zimmermann prior to the monthly club meeting which is held on the last Monday of each month. This is a quick and inexpensive way to peddle your wares.

CLUB JACKETS

The second order of club jackets will be processed as soon as our supplier receives six more orders from our members. The club jackets are available in all sizes and bear the design of our tenth annual car show on the back. These jackets are embroidered and will have your

name on the front. The cost is \$65.00 each which is a real bargain compared to other jackets on the market of equal quality. By this time every member should have received an order blank in the mail.. If you have not received one and are interested contact Scott Moen or Dick Doria and they will supply you with a form.

CLIP THE CALENDAR

Each month I print an update of the club annual calendar in the newsletter I recommend that you remove this page and keep it as a reference. This year the focus seems to be on car shows. If you know of any show coming up that you think our club would participate in forward this info to me and I will place it on the calendar.

Until Next month,
Fraternally Yours,
Bob Zimmermann

CLASSIFIED

FOR SALE : 1968 Mustang Coupe, 289, automatic, p/s, Sprint options, fog lamps, pop open gas cap, painted slotted style steel wheels with plain center caps and trim rings. Original owner.

CALL MARYLYN
784-2611

FOR SALE : Mag wheels, 4 bolt, fits 6 cylinder Mustang. Includes lug nuts and centers. Asking \$50.00.

CALL BOB
761-2007

WANTED : Complete Shaker hood scoop assembly.

CALL KELVIN
461-6405

MINUTES FROM MEETING HELD MARCH. 28

- The meeting was called to order by president Moen at 7:30 PM.
- Guests Brian Adam, Russ and Mike Kickbush were introduced.
- Mary Jo read the minutes from the February meeting.
- Dick Doria gave the club financial report.
- The results of the car show planning meeting held at Sal Lorinos house on March 6th were reviewed. Help is needed in all areas. Members should volunteer some time to help out. Donations for trophies are also needed. Those who donate will be recognized by having the name of their business printed on a large sign that will be displayed at the show.
- The first order of club jackets has been processed. The second order will be processed as soon as six more orders are received. If you are interested please don't delay as we would like to process the next order.
- Dick Doria is setting up this years brunch run. It will be held on May 1st. The location is the Interlaken at Lake Geneva. A sign up was placed in last months newsletter. The cost of the brunch is \$17.00. If interested call Dick Doria at 761-2267.
- The first OTR trip of the year will be to Laona, WI. It will be a two niter. We will leave after work on Friday 6/3 and return home on Sunday 6/5. A sign up will be placed in the newsletter.
- John Lerner is taking names of those interested in joining in on the Route 66 run to St. Louis. See club calendar for dates. Those going will meet at the Lake Forest Oasis on I-294 in Illinois.
- If anyone plans to go to Charlotte NC. for the 30th anniversary Mustang Rally, and would like to go as a group, should contact Tom Wagner at 672-4340 before April 14.
- Those planning to attend the car show at New Holstein WI should contact Scott Moen. We will meet at the Park & Ride on Watertown Plank Road and Hwy. 45 at 6:30 AM April 24th.
- The first day trip will either be to Bob Perkins in Blue Mounds WI or a trip to view the Stoeffers car collection. You will be notified when the final decision is made.
- The club picnic has been set for June 26th. We will try again for a reunion and a picture day. Last years event was a washout. Hoping for better weather this year.
- Next club meeting will be held on April. 25th.
- The meeting was adjourned at 8:05.

INSTALLATION OF A LATE MODEL (EFI) FORD ENGINE INTO AN EARLY CHASSIS

BY DICK DORIA

The most important step in the installation of late model, electronic control engines, is finding the right donor. The absolute ideal situation is to find a complete vehicle, totally intact. This will save countless hours and dollars in your conversion.

Before the engine is removed from the donor vehicle, all wiring to it should be carefully removed. Any questionable connections should be marked on both sides of the termination for future reference. We usually use masking tape and a "sharpie" fine marking pen. Be sure to remove the main harness to the engine as it comes through the firewall. It terminates in two round plugs at the right rear of the engine.

Be careful to remove all remote mounted devices in the engine compartment. This may include sensors, vacuum solenoids and such. Take care to label the vacuum connections as well as the electricals.

The main harness to the computer comes through the firewall at a large bulkhead plug. It is an oblong affair about 1 1/2" by 4". Disconnect the computer from the harness and remove separately. It usually has a bolt securing the large plug to the end. Also, inside the vehicle, associated with the harness going to the computer you will find some smaller connector plugs branching off the same big harness. Cut the wires going away from the plugs leaving yourself the plugs with both sides complete plus some wire for future hook up. This is where the interface to the new vehicle occurs.

Be sure to remove as much of the fuel system as possible. This is especially true when it comes to the line connectors to the fuel tank and the engine. If possible use the late model fuel tank in the early vehicle. This eliminates the adaptation of a high pressure pump to your old tank. **Do not forget to remove the inertia "crash" switch from the donor vehicle.** To run without a fuel safety shut off is suicide.

PREPARING FOR INSTALLATION

The best investment one can make is purchasing the wiring diagrams and the Electrical and Vacuum Troubleshooting Manual (EVTM) from Ford {Helm Inc. Publications Division P.O. Box 07150 Detroit, Michigan 48207 (800)782-4356}. Order them for the year and model of the donor vehicle.

Once you have the wiring diagrams and ETVM in your possession, lay out the installation on paper. We made copies of the actual diagrams so we could mark them up. We also made up wire interface charts for each of those plugs coming off the main harness near the computer and the computer plug itself. As you start to break this down to small areas it gets much easier.

Certain items may not be used on your new installation, such as warning lamps on the dash used on the donor vehicle. It is your prerogative to retain or omit these items. The EEC-IV does not care. Do not however omit any of the functional items such as the O2 sensors. These the computer will catch you on.

The final step before installation is to lay out all components, electrical and mechanical. Give them a final check out. This is the time to resolve any complications, not when you are within the confines of the vehicle.

THE INSTALLATION

The first step in the installation of the new system into the older vehicle is to establish the electrical interface. It is easier to do this before the engine is in place. Within the confines of harness length, find a mounting spot for the EEC-IV computer. (yes, it must be inside the vehicle). Mount your fuel safety shut off switch similar to its location on the donor vehicle. Run connecting wires for it and your fuel pump up to the area of your computer and connectors. Usually there is a fuel pump relay mounted close to the computer, mount that also.

This would be a good time to make your internal interface wiring. Any connections that the computer requires for START, RUN and ACCESSORIES should be done at this time. (NOTE on a conversion we made with a 1989 Mustang 5 liter into a 1979 chassis only 18 connections were needed) This is the point where you will appreciate your preliminary wiring diagrams and check lists.

Cut that hole in the firewall for the main harness to go through. Make it as close as possible to the main engine connector plugs. Carefully feed the engine compartment harness through and snap the bulkhead in place. Next, using some common sense, mount the peripheral sensors and controls in the engine compartment. It is much easier, but remember, there is an engine going in after you. That includes Exhaust and plumbing, so try to think ahead.

Next is the actual installation of the new engine. We presume that the mechanical ability for the swap exists or we wouldn't be this far.

Once the engine is in place and coupled up to the trans. and all peripherals are installed, connect the main harness. This is the point at which your removal and tagging will pay off. Once the complete system is plugged in, we will be ready to start up.

A few things to remember on starting an EFI-EEC-IV controlled engine. The most important is that upon disconnecting the battery the computer has to "find itself" on the first restart. It will actually model itself in after a short run time. The other item that should be mentioned is, if the engine sat idle for a long period of time, the injectors may be frozen. They can be checked easily by carefully grounding the proper lead at each injector with the ignition switch on. You will hear a definite "click" if the injector is switching open. If they are frozen the engine will not run until they are freed up or replaced.

Once running and all mechanicals are checked out it would be prudent to plug in to the diagnostics. You can have this done by someone who has a diagnostic unit. (Ford garage or other service facility) Or, using the diagnostic codes supplied by Ford and an analog Voltmeter, you can obtain any "error" codes that may exist.

This type of installation is not as difficult as it may seem. Our first try ran like a dream. It knocked down as high as 27 MPG on the highway if driven sensibly (fat chance). The vehicle started good and ran smoothly. We felt it was really worth while. Good luck!



1994 CLUB CALENDAR



4/24/94		Loyal Ford Car Show in New Holstein. Call Scott Moen if you plan to attend.
4/25/94		Monthly Club Meeting. 7:30PM Wauwatosa S&L Meeting room.
5/1/94		Annual Sunday Ice Breaker Brunch Run. Interlaken on Hwy 50. \$17.00 per plate.
5/21/94		Saturday Morning set up for Car Show. 9:00 AM at Old Schwister Ford.
5/22/94		Annual W.E.M. Car Show & Swap at Schwister Ford
5/29/94		Mid Century Mercury Car Show and swap. U. W Parkside Kenosha WI.
6/3/94	6/5/94	Mustang Over the Road Trip. Laona Wisconsin. Train ride to logging camp.
6/11/94	6/12/94	Over the Road Trip. Cruise along Route 66. If interested contact John Lerner.
6/25/94		Day Trip. Destination to be announced.
6/26/94		Club Picnic. Picture Day. Reunion of past members.
6/29/94	7/2/94	Late model Mustang owners gathering at Indianapolis
7/8/94	7/10/94	Iola Swap Meet. Featuring the Mustang.
7/15/94	7/16/94	Nostalgia Days. Zion Illinois
7/23/94	7/24/94	Milwaukee Super Cruise and swap. State Fair Park. \$20.00 entry fee before 7/1.
7/25/94		Monthly Club Meeting. 7:30PM Wauwatosa S&L Meeting room.
8/21/94		Mid West Ford Car Show. Lyons Ryan Ford Antioch Illinois.
8/27/94	8/28/94	Over the Road Trip. Destination to be announced.
8/29/94		Monthly Club Meeting. 7:30PM Wauwatosa S&L Meeting room.
9/10/94		Day Trip. Destination to be announced.
9/26/94		Monthly Club Meeting. 7:30PM Wauwatosa S&L Meeting room.
10/7/94	10/9/94	Annual Door County 2 nighter.
10/31/94		Monthly Club Meeting. 7:30PM Wauwatosa S&L Meeting room.
11/28/94		Monthly Club Meeting. 7:30PM Wauwatosa S&L Meeting room.

*Help needed for the annual car show
Please contact Scott Moen if you can assist.*

RECEIVED

RECEIVED
MAY 10 1964
U.S. AIR FORCE
OFFICE OF THE
SECRETARY OF THE AIR FORCE
WASHINGTON, D.C.

LETTER TO BODIA

RECEIVED
MAY 10 1964
U.S. AIR FORCE
OFFICE OF THE
SECRETARY OF THE AIR FORCE
WASHINGTON, D.C.

RECEIVED
MAY 10 1964
U.S. AIR FORCE
OFFICE OF THE
SECRETARY OF THE AIR FORCE
WASHINGTON, D.C.



THE OFFICIALS EARLY INVESTIGATION
AND THE EARLY INVESTIGATION
AND THE EARLY INVESTIGATION

FIRST CLASS
MAIL






The Early



MARK'S AUTO BODY
 "QUALITY IS OUR REPUTATION"
 Specializing In The Complete Restoration Of 1964 1/2-1968 Mustang Convertibles
 NEW • USED • REPRODUCTION PARTS
 7202 West Appleton Ave., Milwaukee, WI 53218
 414-464-5500




PETE'S AUTO BODY
 PETE YOSS, PROPRIETOR
 HIGH QUALITY BODY & PAINT WORK
 ALSO SPECIALIZING IN MUSTANG RESTORATION
 W125 9861 A, North Cape Road
 Hales Corners, WI, 53130
 (414) 529-2299
 "THE MUSTANG SHOP"



SUFFLERS & PIPES, INC.
 Custom Bending Service • Shock Absorbers
 1301 S. WEST AVE
 WAUKESHA, WISCONSIN 53186
 542-3183

Milwaukee Engine & Machine Inc.
 PHONE 321 - 6260
 PAT EVANS
 GENERAL MANAGER
 7905 W. LINCOLN AVE.
 MILWAUKEE, WIS. 53219



DICK DORIA performance engineering
 SPECIALIZING IN PRODUCTS
 2511 W CARRINGTON AVE
 OAK CREEK, WISC 53154




761-2267

SEAT COVER CO., INC.
 "SINCE 1945"
 CLASSIC AUTO TRIM
 COMPLETE AUTO UPHOLSTERY SERVICE
 AUTOMOTIVE CARPETING - INSTALLED ON 60-11 TORQUEFLIT
 SIMULATED VINYL & CONVENTIONAL TOP SPECIALISTS - SONOROCK
 INSURANCE CLAIMS - FREE ESTIMATES
 WHOLESALE & RETAIL
 DIAL 744-1907



THE WISCONSIN EARLY MUSTANGERS
 2511 WEST CARRINGTON AVENUE
 OAK CREEK, WISCONSIN 53154



FIRST CLASS MAIL

RICHARD DORIA I
 2511 W CARRINGTON AVE
 OAK CREEK WI 53154