




PRESERVATION

RESTORATION

ENJOYMENT



MUSTANGERS

" A Few to Preserve the Best "

From the Prez :

September 5, 1992

DATELINE : DETROIT, MI

The '93 Mustangs are about to be released.

What a year ahead for the Mustang. Not only are we a year away from the 30th Anniversary of our favorite Ponycar but we also have the January release of the Cobra to look forward to. News about the Cobra has been filtering out of Detroit for almost a year now and the car should be worth the wait. Autoweek had the first Road Test of the new Cobra and they really liked the car. They said that the car is more refined than the current Mustang GT, as well it should be. I can't wait till there are a few of them running around this neck of the country.

I hope that everybody had an enjoyable August. It certainly went by fast. The car shows came and went before you knew what hit you. One thing I did want to say was that in last months cover sheet I listed the people who won trophies at the July Sorens car show and I missed Fritz & Sue Dowe who took a 3rd place with their '86 Conv. I do appologize, OK ?

Well Tammy finally took the leap into automobile ownership. She is the proud new owner of a 1984 Mercury Capri. The car has a V6, automatic, air and only 89,000 miles. The best thing is that there is very little body work to be done. Hopefully you will all get to see the car at next years show.

We are still planning the day trip on September 26 to Stauffer's Cars in Blue Mound Wisconsin. Anyone interested in going should contact me at 567-2622 for more info. Until next time.....

Keep on Stangin !

MINUTES FROM MEETING HELD AUGUST 31 1992

- The meeting was called to order by vice-president Roycraft at 7:30 PM.
- Jeanette read the minutes from the July meeting, held at our picnic on Aug. 2nd.
- Treasurer report was given by Dick Doria.
- New member Todd Sieverson was introduced.
- Jeanette reported on the Aug. 17th trip to Road America. A few of our members made the trip.
- A report was given on the Aug. 23rd Midwest car show. The show drew 168 vintage Ford products. A good turnout from the W.E.M. Congratulations to Mary Jo Miller and Wayne Kabitzke, each took a third place in their classes.
- A few from our group attended the Wisc Dells Auto Show and Museum. Congratulations to Jeanette Roycraft who placed third in her class.
- The day trip planned for September 26 will be to Stouffers Classics in Blue Mound WI. anyone wishing to participate should contact Scott Moen.
- Dick Doria reported on the upcoming 2 night OTR trip to Door County. 20 rooms have been booked. A deposit of \$50 is required. The date for this trip is Oct. 9,10,11.
- It was reported that a few 10th Annual Show T-Shirts still remain. The club will be selling these at a reduced price of \$6.00 until they are gone. We still have custom W.E.M belt buckles available which sell for \$18.
- Mike Ciepluch still needs help setting up the October rally. If interested contact Mike.
- A letter was received inviting our members to the Bailey Harbor Autofest on Sept. 16th. There will be Arts, Crafts, Antiques, and a showing of collector cars. If interested contact Jeanette.
- The meeting was adjourned at 7:55PM.

.....

Door County 2 Night OTR Trip

Our annual trip to Door County is drawing near. 20 rooms have been booked at the Maritime Inn in Sturgeon Bay. The date for this trip is Friday October 9th through Sunday October 11th. A one night option is also being offered. Those going on this trip should meet at Wauwatosa Savings and Loan at 8:30 on Friday. A \$50 deposit is required to hold your spot. For reservations or more information contact Dick Doria 761-2267.

15th ANNUAL

LAKE GENEVA CLASSIC CAR RALLY

"According To Hoyle" Automobile Tour

AMERICAN CANCER SOCIETY CHILDHOOD RESEARCH BENEFIT

SATURDAY & SUNDAY, SEPTEMBER 26 & 27, 1992

Sponsored by... CORINNE KREISSL MEMORIAL FOUNDATION INC.
Host site... AMERICANA LAKE GENEVA RESORT

- REGISTRATION**Saturday 2 P.M. to 6 P.M. and Sunday 8 A.M. to 11 A.M. at Americana.
You Must Be Registered to Participate.
- PARTICIPATION**Classic, Antique and Special Interest Auto; Owners, Drivers and Riders.
- RULES**“According to Hoyle” Best (10) Poker Hands win valuable prizes.
- PRIZES**Trophies, and Prizes Donated by Participating Destinations and Local Merchants.
- EXTRAS**Consolation and Special Interest Prizes also Awarded. Car Club Prizes.
- DASH PLAQUES**First 500 Cars Registered will Receive Dash Plaques.
- DONATION**\$10.00 to Cancer Society Per Hand Played—The More Hands Played—The Better Chance To Win. Advance registration details below.
- HOSPITALITY SUITE**Saturday afternoon at Americana Ski Lodge, September 26, 3 P.M. to 5 P.M.

♠♥♦♣ IT'S MORE FUN TO PLAY MORE HANDS ♠♥♦♣

By playing hands for friends who can't attend, you can take advantage of advance registration quantity discounts and increase your chances of winning valuable prizes.
Participants can tour around Geneva Lake on Saturday or Sunday, stopping in five zones around the lake at participating stops. Saturday participants need not attend Sunday event to be eligible for Rally participation prizes, as completed hands can be turned in on Saturday evening at Americana. For additional information call (414) 248-3536 / (414) 248-2764.

Tear Off

Tear Off

15th ANNUAL LAKE GENEVA CLASSIC CAR RALLY "According to Hoyle"

Name or Names _____

Address _____ Phone _____

City _____ State _____ Zip _____

Number of vehicles attending this event for admission passes _____

Please list year and make of car(s) on the reverse side of this form.

ADVANCE REGISTRATION

- I/we will play; 3 hands for \$20.00
 7 hands for \$40.00
 12 hands for \$60.00
 25 hands for \$100.00
 60 hands for \$200.00
 100 hands for \$300.00



Pre-register by mail or at Americana Ski Lodge until September 25th at 6 P.M. All hands to be played must be picked up at Ski Lodge before drawing playing cards at stops.

I plan to attend Hospitality Suite. ()

If you can't attend Rally but want to participate, Cancer Society Volunteers will play your hand(s) by proxy.

To play by proxy check here. ()

Send check or money order to:

American Cancer Society
c/o Corinne Kreissl Memorial Foundation Inc.
P.O. Box 732 Lake Geneva, WI 53147-0732
Your check is your receipt.


Participants must sign attached waiver.
All registration donations are tax deductible.
Winners must be at least 21 years old.

WAIVER: ENTRANT'S CONSENT (Must be read, understood and signed)

In consideration of my participation in the 1992 LAKE GENEVA CLASSIC CAR RALLY to be held on September 26 & 27, 1992, I do hereby, upon my signature, agree to hold free from any and all liability the CORINNE KREISSL MEMORIAL FOUNDATION, THE AMERICAN CANCER SOCIETY, THE AMERICANA HOTEL, THE LAKE GENEVA ROTARY CLUB, THE LAKE GENEVA CHAMBER OF COMMERCE WALWORTH COUNTY CB RADIO CLUB and the organizers and volunteers, and do hereby for myself heirs and executors and administrators waive, release and forever discharge any and all rights and claims for illness, injury and damages which I may have or which may hereafter accrue to me arising out of or connected with my participation. I do hereby declare the car I will be riding in to be sound and in good condition to participate in this event. The car I will be riding in is covered by liability insurance.

I also understand and agree that any sponsor may subsequently use, for publicity and/or promotional purposes, my name and/or pictures of my participating in this event without obligation or liability to me.

Signature of participant
Minors must have Parent or guardian signature.



SERVICING MASTER CYLINDERS

reprinted from Ford's

SHOP TIPS

MASTER CYLINDER - SINGLE CHAMBER

A single chamber master cylinder supplies hydraulic pressure to both front and rear wheels in 1965-1966 Mustangs. It normally doesn't require service (except to check fluid level), unless internal parts do not deliver sufficient hydraulic pressure to the wheel cylinders.

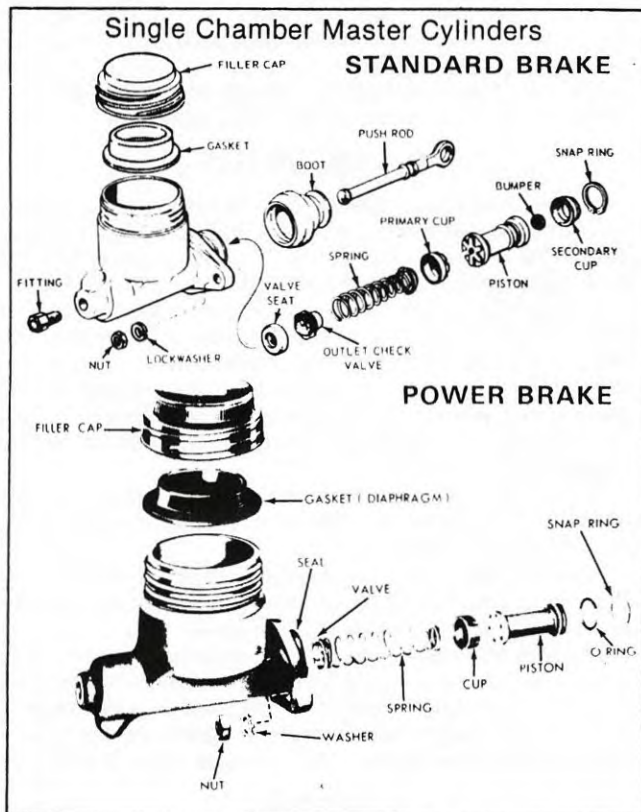
DISASSEMBLY

Disconnect brake lines and remove master cylinder from dash panel. Clean outside of cylinder, then remove filler cap and diaphragm. Pour out any brake fluid that may remain in the cylinder or reservoir. Remove the snap ring from the bore at the rear of the cylinder.

From standard brake master cylinders, remove piston assembly, cup, spring, check valve, and valve seat from cylinder bore. From power brake master cylinders, remove piston assembly, cup, and the spring and check valve assembly from cylinder bore. Remove the O-ring from the piston.

Clean all parts in denatured alcohol. Inspect for wear or damage, and replace as required. When installing a master cylinder repair kit, use all parts supplied!

Check ports and vents in master cylinder to make sure all are open and free of foreign matter. Check condition of the diaphragm type gasket. A leaf type valve rivets to the front end of the piston in standard brake master cylinders. If this valve is loose or has moved so the piston ports are open, replace the piston.



When inspecting power brake master cylinders, check to see that the ports in piston are open and free of foreign material.

Inspect cylinder walls for scores or rust, and recondition if necessary. Hone cylinder walls no more than necessary (0.003-inch maximum). Remove any burrs or loose metal that may have resulted from the honing, and clean the cylinder with denatured alcohol.

ASSEMBLY

Dip all parts in the specified brake fluid. Install brake line fitting on cylinder and tighten securely. On standard brake master cylinders, install valve seat, check valve, spring, cup, and piston assembly in cylinder bore. On power brake master cylinders, install O-ring on piston, then install spring and check valve assembly, cup, and piston in cylinder bore. Install snap ring in back of the bore.

INSTALLATION

With the rubber boot on push rod, guide the master cylinder over the end of push rod, and position the cylinder on mounting studs against the dash panel. Install lock washers and nuts. Connect brake line to fitting, but leave loose. Fill reservoir with specified fluid. Be sure diaphragm is properly seated in the filler cap. Install and tighten filler cap. Bleed master cylinder to let air escape at brake line fitting. Then, tighten fitting. Again fill reservoir to within $\frac{3}{8}$ -inch of top, install cap and wipe fluid from cylinder. Connect rubber boot to master cylinder and bleed brake system.

MASTER CYLINDER - DUAL CHAMBER

All 1967 and later Mustangs use a dual chamber master cylinder. The front cylinder furnishes hydraulic pressure to the rear brakes; the rear cylinder pressure to the front brakes. Thus, if a malfunction occurs in either system (sensed by a differential valve that flashes a red light on the instrument panel when the brakes are applied), the other hydraulic system will still provide braking action. The differential valve must be "centralized" any time either system has been bled, because the valve always moves to the lower pressure side.

A proportioning valve is used on cars with disc brakes. It provides balanced braking action between the front (disc) and rear (drum) brakes. The proportioning valve reduces pressure at the rear brakes, since equivalent amounts of hydraulic pressure would cause more braking by the self-energizing rear drum brakes and the non-energizing front disc brakes.

DISASSEMBLY

Remove dual master cylinder from vehicle and clean outside before removing filler cover. Pour out and discard any old brake fluid in the reservoirs. Remove the secondary piston stop bolt from bottom of cylinder and the bleed screw if required.

Depress the primary piston and remove snap ring from retaining groove at the rear of cylinder bore. Remove push rod and primary piston assembly from master cylinder bore. Do not remove the screw that retains primary return spring retainer, return spring, primary cup and protector on the primary piston. This assembly is factory pre-adjusted and should not be disassembled.

Remove the secondary piston assembly. Do not remove outlet tube seats, outlet check valves and outlet check valve springs from the master cylinder.

Clean all parts in clean isopropyl alcohol. Inspect parts for chipping, excessive wear or damage. When installing a master cylinder repair kit, use all the parts supplied.

Check all recesses, openings and internal passages to be sure they are open and free of foreign matter. Use an air hose to blow out dirt and cleaning solvent. Place all parts on a clean pan or paper. Inspect master cylinder bore for signs of etching, pitting, scoring or rust. If necessary to hone, do not exceed 0.003-inch.

ASSEMBLY

Dip all parts in specified brake fluid. Carefully insert the complete secondary piston and return spring assembly in master cylinder. Install the primary piston and install the snap ring in its groove.

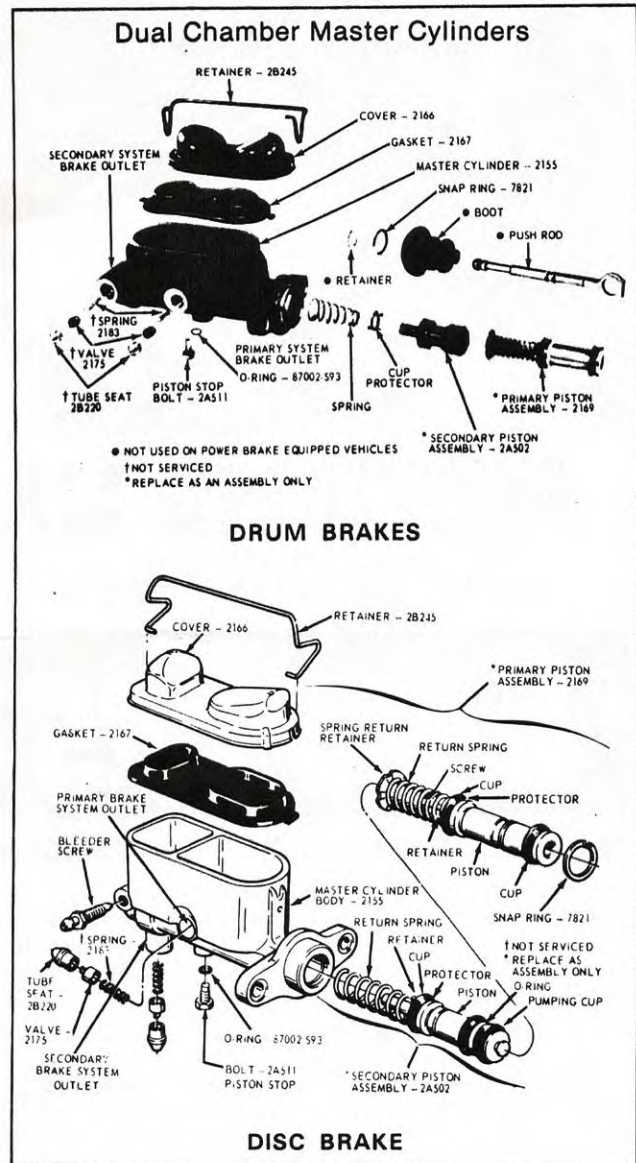
Install push rod, boot and retainer on push rod, if so equip-

ped. Install push rod assembly into primary piston. Make sure the retainer is properly seated and holding the push rod securely.

Position the inner end of push rod boot (if so equipped) in master cylinder body retaining groove. Install secondary piston stop bolt and O-ring in bottom of master cylinder.

Install bleed screw (if so equipped). Install diaphragm gasket in filler cover. Be sure the gasket is securely seated.

Install master cylinder in vehicle. Fill both reservoirs to within $\frac{1}{4}$ -inch of top with specified brake fluid. Install cover and bleed both brake systems. Centralize the differential valve.




POWER BRAKE BOOSTER SYSTEM

A self-contained vacuum-hydraulic braking unit mounts on the dash panel to assist in brake application. It is a diaphragm type brake booster that utilizes engine manifold vacuum and atmospheric pressure for its power. The only service recommended is adjustment of the push rod. If the booster doesn't function properly, it must be replaced as a complete assembly.

The push rod adjustment screw is set to the correct height at the time of original assembly of the power unit. Under normal service, the adjustment screw does not require any further attention — providing the original push rod assembly remains in the original unit.

MM



CLASSIFIED



FOR SALE: 1967 Mustang Convertible. Blue with black interior. Newer engine Asking \$4000.
 CALL RICK
 645-3196

FOR SALE: 1967 Mustang convertible. Rebuilt engine. No rust or Bondo. New tires. Stored every winter. 86,000 original miles. \$12,000.
 CALL JEFF
 673-7838

FOR SALE: 1970 Mustang Fastback, Blue 302, 2BBL, Automatic, AC, PS, PB. 41,000 original miles. One family ownership. Southern car stored winters. No rust ever. Clean interior. New tires. Asking \$6500 OBO.
 CALL BILL
 414-774-4710 (AFTER 5PM)

FOR SALE: 1967 Mustang Fsbk 289. Partially restored. 1978-79 F series or Bronco doors L&R \$110. 1980 Mustang coupe deck lid. 1967 Mustang Fsbk deck lid. 1978 Bronco manual, air, many new parts. 1978 4X4 Ford factory white wheels with new tires (2) 13" 4 bolt rims. (4) 10X15 rims for Ford 4X4. Wanted: Power Steering rack for 1980 Mustang.
 CALL LISA
 255-1049

SEND YOUR ADS TO:
 BOB ZIMMERMANN
 2307 W CARRINGTON AVE
 OAK CREEK, WI 53154



W.E.M. CALENDAR

DATE	DESCRIPTION OF EVENT
9/12 - 9/13	OTR Cancelled
9/26	OTR Day Trip Destination Stouffers Classics. Contact Scott if interested
9/28	Monthly club meeting. 7:30 PM Wauwatosa S & L
10/9 - 10/11	OTR Door County Oct. 9, 10, 11 2 nighter 1 night optional
10/25	Halloween Rally Mike Ciepluch to fill in details
10/26	Monthly club meeting. 7:30 PM Wauwatosa S & L
11/30	Monthly club & Planning meeting. 7:30 PM Wauwatosa S & L

TAKE A BREAK



FAMOUS FAMILIES

L	N	R	D	Z	Y	D	O	U	G	L	A	S	Z	C
E	B	E	D	R	O	F	B	A	D	A	M	S	O	B
N	A	I	E	R	N	T	E	I	R	U	C	L	S	A
N	X	N	S	H	A	Y	Y	T	R	W	E	S	W	R
O	C	E	W	D	S	Q	A	B	R	O	N	T	E	R
N	Y	R	N	X	S	N	W	I	E	V	X	D	R	Y
E	B	O	R	G	I	A	G	T	E	V	G	J	D	M
G	F	V	W	S	S	H	N	R	Y	R	E	W	N	O
R	Q	T	L	F	T	S	I	G	A	B	O	R	A	R
E	B	L	D	O	I	U	M	V	A	R	S	N	L	E
B	I	O	N	A	G	S	E	R	L	I	Z	O	N	Y
M	M	E	O	C	L	Q	H	Y	B	D	X	T	R	J
R	A	S	M	T	T	T	S	E	E	G	J	S	E	C
L	R	S	F	V	H	W	O	R	R	E	Q	U	A	Z
D	X	N	O	S	L	E	N	N	T	S	Z	H	B	N

Cartoon Quips

Man reading dental bill: "Root canal? He charged me for the Suez Canal!"
—James Unger, Universal Press Syndicate

Wife greeting husband at the door: "Dinner will be a little late. The pizza truck broke down."
—Corbett in Sun


Press agent to politician: "Frankly, Senator, our research shows that you could do with a little *less* name recognition."
—Baloo in The Wall Street Journal

Doctor to patient: "I don't remember treating anyone with contagious amnesia, Mr. . . . er . . . ah"
—Art Bouthillier in The Saturday Evening Post

CEO at business meeting: "We must raise cash! Does anyone have any old baseball cards, comic books or 78 records?"
—Marty Lowe in The Wall Street Journal

Woman to cloistered monk: "I don't care if you have taken a vow of silence. I'm your mother—you should have called!"
—Hickerson, Los Angeles Times Synd.

- | | | |
|--------|-----------|----------|
| ADAMS | ALBERT | ANDREWS |
| BAER | BARRYMORE | BERGEN |
| BOOTH | BORGIA | BRIDGES |
| BRONTE | COLE | CROSBY |
| CURIE | DALTON | DEAN |
| DORSEY | DOUGLAS | EVERLY |
| FISHER | FONDA | FORD |
| GABOR | HEMINGWAY | HUSTON |
| LENNON | MARX | MCGUIRE |
| MILLS | NELSON | ONASSIS |
| ONEAL | OSMOND | REDGRAVE |
| REINER | SHEEN | SINATRA |



Arthur Masear

"Well let's see . . . Johnny is working for Adidas, Doris is an orthopedic surgeon, Stuart is working for Dr. Scholl, Linda is . . ."




James Estes

"Bill Cosby would have handled this much better."

The Feedbag

Publication of The Wisconsin Early Mustangers



THE FEED BAG

Newsletter of the Wisconsin Early Mustangers

"A Few To Preserve The Best"

OFFICERS

President	SCOTT MOEN	(414) 646-3926
Vice President	JEANETTE ROYCRAFT	444-2240
Secretary	MARY JO MILLER	282-7049
Treasurer	SHARON DORIA	761-2267

BOARD MEMBERS

Chairman	DICK DORIA	(414) 761-2267
Show	PAUL SPERBECK	544-0784
Ways & Means	DICK DORIA	761-2267
Activities	DICK COYLE	691-3821
Picnic	LISA HOUSEY	Unlisted
Communications	DICK DORIA/BOB ZIMMERMANN	761-2007
Technical	Pete Yoss	529-2299
Technical	MARK LIEN	461-9544

CLUB ACCESSORIES:

Caps (Black, Blue, Red, Green and Yellow)	\$ 5.00
Shirts — Golf Style with Logo (S, M, L, XL)	\$12.00
*Window Decals	\$ 1.00
*Stickers	3 For \$ 1.00
Jacket Patches — Swiss Embroidered	\$ 2.00 or 3 For \$ 5.00
Genuine Brass Buckles with W.E.M. Inlay	\$18.00

* = Postpaid

Send Check or Money Order To: **THE WISCONSIN EARLY MUSTANGERS**

2511 West Carrington Avenue
Oak Creek, Wisconsin 53154

The Headbag



MARK'S
AUTO BODY
 "QUALITY IS OUR REPUTATION"
 Specializing In The Complete Restoration Of 1964 1/2-1968 Mustang Convertibles
 NEW • USED • REPRODUCTION PARTS
 7202 West Appleton Ave., Milwaukee, WI 53218
 414-664-5500

PETE'S AUTO BODY
 PETE YOSS, PROPRIETOR
 HIGH QUALITY BODY & PAINT WORK
 ALSO SPECIALIZING IN MUSTANG RESTORATION
 W125 9861 A. North Cape Road
 Hales Corners, WI, 53130
 (414) 529-2299
 "THE MUSTANG SHOP"



PHONE 321 - 6260
Milwaukee Engine & Machine Inc.
 7905 W. LINCOLN AVE.
 MILWAUKEE, WIS. 53219
 PAT EVANS
 GENERAL MANAGER

DICK DORIA
performance engineering
 2511 W CARRINGTON AVE
 OAK CREEK, WISC 53154
 SPECIALIZING IN
 PRODUCTS

761-2267

SEAT COVER
CO., INC.
 "SINCE 1945"
 CLASSIC AUTO TRIM
 COMPLETE AUTO UPHOLSTERY SERVICE
 AUTOMOTIVE CARPETING - INSTALLED ON SO-IT-YOURSELF KIT
 SIMULATED VINYL & CONVERTIBLE TOP SPECIALISTS - SUNROOFS
 INSURANCE CLAIMS - FREE ESTIMATES
 WHOLESALE & RETAIL
DIAL 744-1907
 4325 S. HOWELL AVE.



THE WISCONSIN EARLY MUSTANGERS
 2511 WEST CARRINGTON AVENUE
 OAK CREEK, WISCONSIN 53154



FIRST CLASS MAIL

RICHARD DORIA 1
 2511 W CARRINGTON AVE
 OAK CREEK WI 53154